

PRODUCT INFORMATION OTICON GET

Oticon Get is a family of hearing instruments that lets you provide easy hearing loss compensation for cost conscious users.

Get is the entry to hearing care yet delivering on core audiology concepts like listening comfort and intelligibility. Get offers stylish standard and power BTEs as well as a full range of custom devices. The family covers hearing losses from mild to severe-to-profound.

Open ear acoustics

Get supports open fittings using thin tubes - Corda2 - and soft domes.

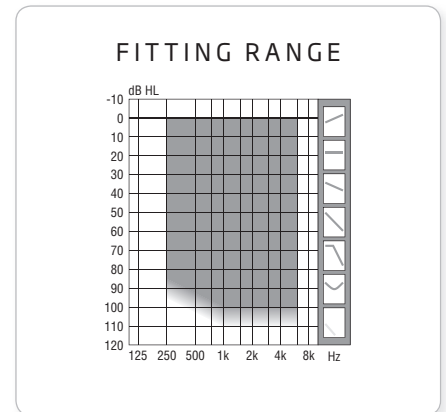
The aesthetics of the Corda2 solution combined with the effective elimination of the occlusion effect provides a discreet and comfortable listening experience.

Directionality

The choice of Surround, Split or Full Directionality lets you customise the attenuation of background noise to individual needs. With multiple programs, the most beneficial directionality mode can be configured for each listening situation.

Noise management

The noise management system uses a speech-weighted approach to primarily reduce noise in frequency bands that carry less speech information.




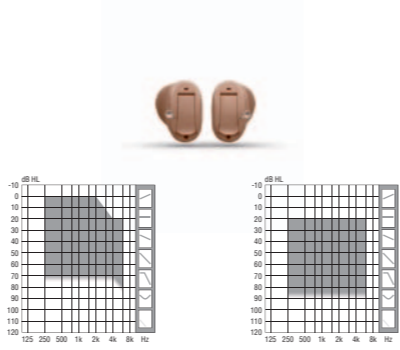
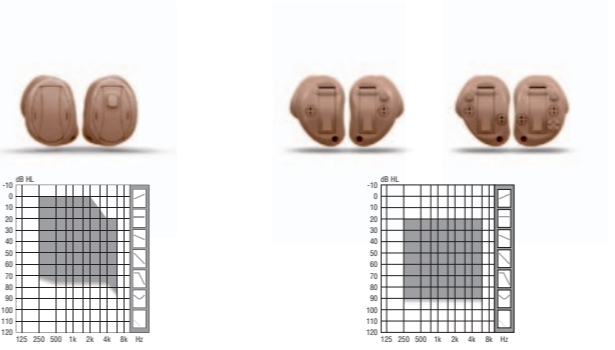
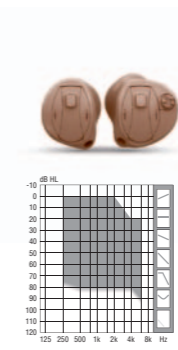


Main features

- Fitting bandwidth 6.5 kHz
- Open Ear Acoustics
- Corda² Thin Tube and hook versions
- Nano-coated BTEs
- Directionality: Surround, Split Dir and Full Dir (manual)
- Noise Management (modulation)
- Dynamic Feedback Cancellation DFC2
- 4 user programs
- Telecoil, DAI & FM options

Fitting flexibility

- NAL-NL1, NAL-NL2, DSL v5.0a m[i/o]
- 4 fitting bands
- Adaptation Manager (manual)
- In-situ Audiometry



		BTE		CIC/MIC		ITC			ITE
									
		Custom Mould  Corda ² 							
		Standard	Power	Standard	Power	Standard	Power Omni	Power Dir	Standard
OSPL90 (peak)	Ear simulator	126 dB SPL	134 dB SPL	121 dB SPL	128 dB SPL	123 dB SPL	129 dB SPL	130 dB SPL	123 dB SPL
	2cc coupler	118 dB SPL	127 dB SPL	110 dB SPL	118 dB SPL	113 dB SPL	119 dB SPL	120 dB SPL	113 dB SPL
Full-on gain (peak)	Ear simulator	60 dB	68 dB	48 dB	60 dB	51 dB	62 dB	62 dB	56 dB
	2cc coupler	51 dB	61 dB	37 dB	50 dB	41 dB	54 dB	54 dB	46 dB
Directional		Yes	Yes	No	No	Yes	No	Yes	Yes
User programs		1-4	1-4	1	1	1-4	1-4	1-4	1-4
FM compatible		Yes	Yes	No	No	No	No	No	No
Telecoil		Yes	Yes	No	No	Optional	Optional	Optional	Optional
Volume control		Yes	Yes	No	No	Optional	Optional	Optional	Optional
Battery size		13	13	10	10	312	312	312	312
Battery life, calculated		220 hours	215 hours	100 hours	100 hours	117 hours	175 hours	140 hours	117 hours

FITTING

Oticon Get instruments are programmed using the Genie 2011.2 Fitting Software or higher compatible with NOAH 3 or higher. They can be programmed using programming cables #3.

Fitting interface

CIC/MIC	Flex Connect
ITC/ITE	Programming Adaptor
BTE	Programming Shoe

BTE STYLES

- Tamper resistant battery drawer Available in 7 colours
- Sound Hook Interchangeable standard and paediatric hook
- Damper Damping element for replacement (standard BTE only)
- Thin Tube Fitting Corda² (Standard BTE only)
- DAI Adaptor AP 900
- Dedicated FM Receiver Amigo R12
- FM Adaptor FM 9
Compatible with Amigo R1, R2 and other universal receivers.

COLOUR SELECTION





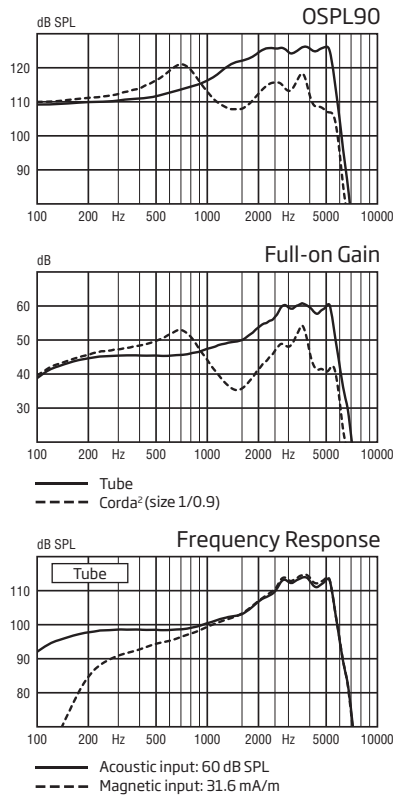
Scale 1:1

Technical Information

Omnidirectional mode is used unless otherwise stated.

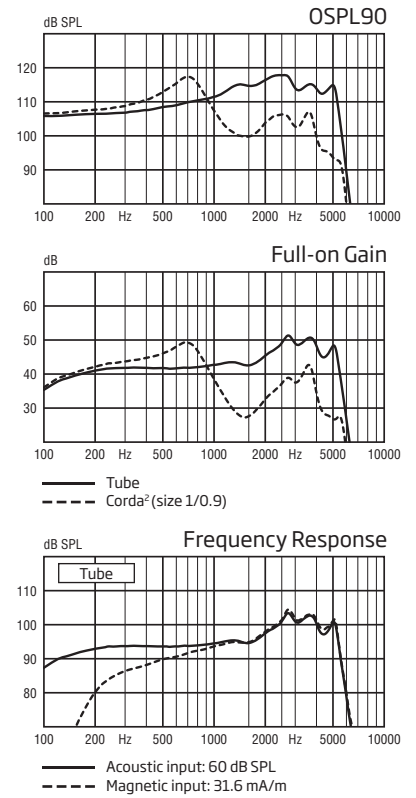
EAR SIMULATOR

Measured according to IEC 60118-0 (1983) and 60711 (1981) and DIN 45605.



2CC COUPLER

Measured according to ANSI S3.22 (2003) and S3.7 (1995), IEC 60118-7 (2005) and IEC 60318-5 (2006).



OSPL90	Peak	126 (121*) dB SPL	118 (117*) dB SPL
	1600 Hz	122 (108*) dB SPL	115 (100*) dB SPL
	Average	118 (114*) dB SPL	114 (104*) dB SPL
Full-on gain	Peak	60 (54*) dB	51 (49*) dB
	1600 Hz	50 (36*) dB	43 (28*) dB
	Average	49 (45*) dB	45 (34*) dB
Frequency range		100-6350 Hz	100-6100 Hz
Telecoil output (1600 Hz)	1 mA/m field	80 dB SPL	-
	10 mA/m field	100 dB SPL	-
	SPLITS L/R	-	95/95 dB SPL
Total harmonic distortion (Input 70 dB SPL)	500 Hz	0.3 %	0.2 %
	800 Hz	0.6 %	0.4 %
	1600 Hz	0.3 %	0.2 %
Equivalent input noise level (A)	Omni	23 dB SPL	18 dB SPL
	Dir	31 dB SPL	27 dB SPL
Battery consumption	Quiescent	1.2 mA	1.2 mA
	Typical	1.2 mA	1.2 mA

Battery life** Calculated 220 hours

(Size 13, IEC PR48)

IRIL (IEC 60118-13) GSM/DECT -27/-34 dB SPL

(*) For instruments fitted with Corda²

(**) Based on the standardised battery consumption measurement. The actual battery life depends on battery quality, use pattern, active feature set, hearing loss and sound environment



Scale 1:1

Technical Information

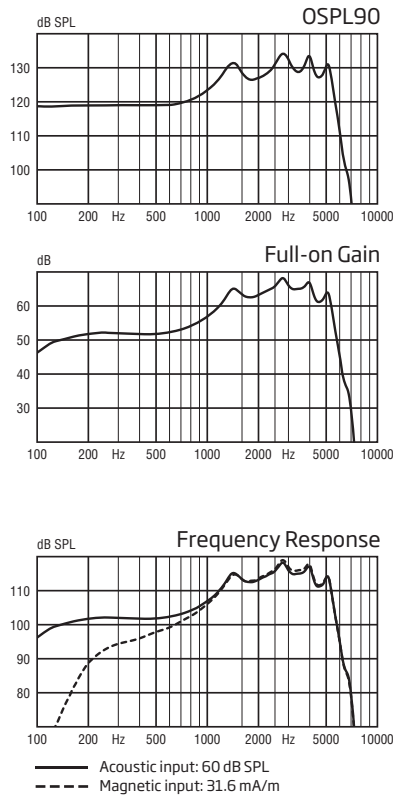
Omnidirectional mode is used unless otherwise stated.

Warning to the instrument dispenser

The maximum output capability of the hearing instrument may exceed 132 dB SPL (IEC 711). Special care should be exercised in selecting and fitting the instrument as there may be risk of impairing the remaining hearing of the hearing instrument user.

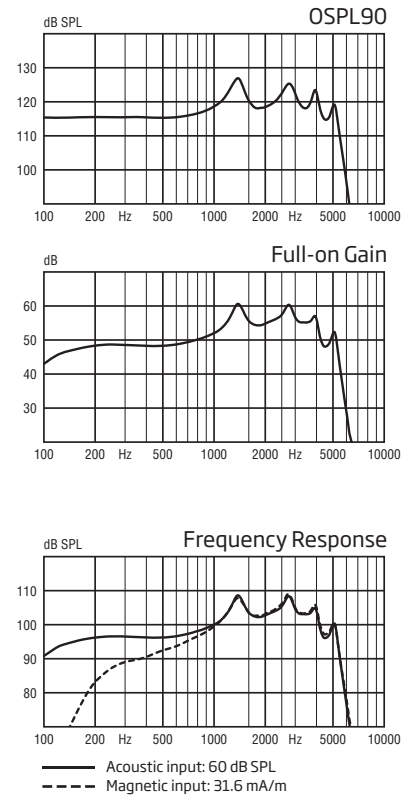
EAR SIMULATOR

Measured according to IEC 60118-0 (1983) and 60711 (1981) and DIN 45605.



2CC COUPLER

Measured according to ANSI S3.22 (2003) and S3.7 (1995), IEC 60118-7 (2005) and IEC 60318-5 (2006).



OSPL90	Peak	134 dB SPL	127 dB SPL
	1600 Hz	128 dB SPL	120 dB SPL
	Average	123 dB SPL	120 dB SPL
Full-on gain	Peak	68 dB	61 dB
	1600 Hz	63 dB	56 dB
	Average	57 dB	55 dB
Frequency range		100-5850 Hz	100-5750 Hz
Telecoil output (1600 Hz)	1 mA/m field	93 dB SPL	-
	10 mA/m field	113 dB SPL	-
	SPLITS L/R	-	99/99 dB SPL
Total harmonic distortion (Input 70 dB SPL)	500 Hz	1.4 %	1.0 %
	800 Hz	0.5 %	0.5 %
	1600 Hz	0.4 %	0.3 %
Equivalent input noise level (A)	Omni	16 dB SPL	15 dB SPL
	Dir	28 dB SPL	26 dB SPL
Battery consumption	Quiescent	1.2 mA	1.2 mA
	Typical	1.2 mA	1.2 mA

Battery life* Calculated 215 hours

(Size 13, IEC PR48)

IRIL (IEC 60118-13) GSM/DECT -28/-34 dB SPL

*) Based on the standardised battery consumption measurement. The actual battery life depends on battery quality, use pattern, active feature set, hearing loss and sound environment



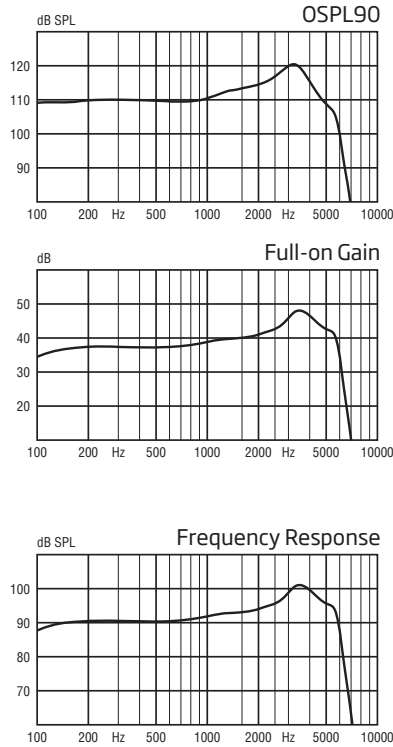
Scale 1:1

Technical Information

All measurements are made on instruments with NoWax protection. Omnidirectional mode is used unless otherwise stated.

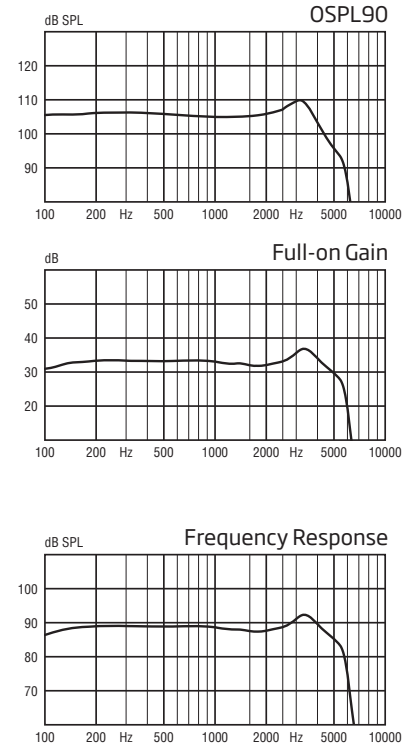
EAR SIMULATOR

Measured according to IEC 60118-0 (1983) and 60711 (1981) and DIN 45605.



2CC COUPLER

Measured according to ANSI S3.22 (2003) and S3.7 (1995), IEC 60118-7 (2005) and IEC 60318-5 (2006).



OSPL90	Peak	121 dB SPL	110 dB SPL
	1600 Hz	113 dB SPL	104 dB SPL
	Average	111 dB SPL	105 dB SPL
Full-on gain	Peak	48 dB	37 dB
	1600 Hz	40 dB	32 dB
	Average	39 dB	33 dB
Frequency range		100-6350 Hz	100-6200 Hz
Telecoil output (1600 Hz)	1 mA/m field	-	-
	10 mA/m field	-	-
	SPLITS	-	-
Total harmonic distortion (Input 70 dB SPL)	500 Hz	1.3 %	1.2 %
	800 Hz	1.5 %	1.3 %
	1600 Hz	0.4 %	1.2 %
Equivalent input noise level (A)	Omni	21 dB SPL	19 dB SPL
	Dir	-	-
Battery consumption	Quiescent	0.8 mA	0.8 mA
	Typical	0.8 mA	0.8 mA

Battery life*	Calculated	100 hours
(Size 10, IEC PR70)		
IRIL (IEC 60118-13)	GSM/DECT	-28/-33 dB SPL

*) Based on the standardised battery consumption measurement. The actual battery life depends on battery quality, use pattern, active feature set, hearing loss and sound environment



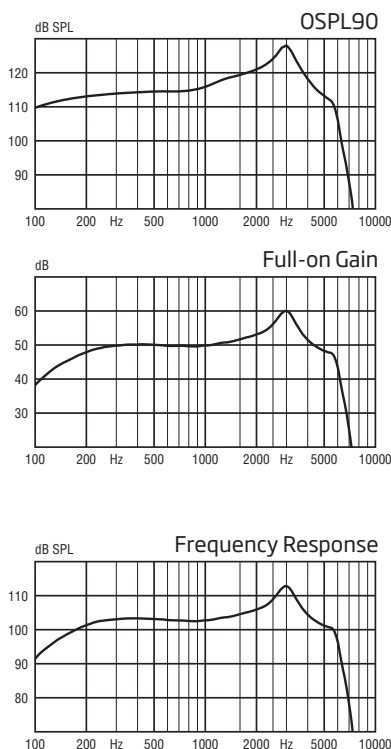
Scale 1:1

Technical Information

All measurements are made on instruments with NoWax protection. Omnidirectional mode is used unless otherwise stated.

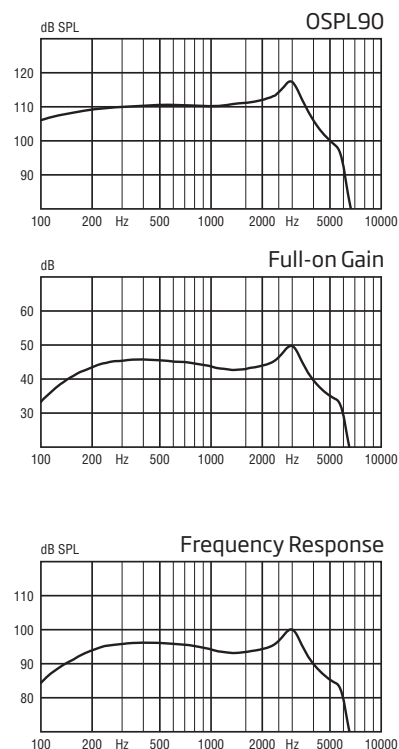
EAR SIMULATOR

Measured according to IEC 60118-0 (1983) and 60711 (1981) and DIN 45605.



2CC COUPLER

Measured according to ANSI S3.22 (2003) and S3.7 (1995), IEC 60118-7 (2005) and IEC 60318-5 (2006).



OSPL90	Peak	128 dB SPL	118 dB SPL
	1600 Hz	119 dB SPL	111 dB SPL
	Average	117 dB SPL	112 dB SPL
Full-on gain	Peak	60 dB	50 dB
	1600 Hz	52 dB	43 dB
	Average	51 dB	45 dB
Frequency range		100-6350 Hz	100-6250 Hz
Telecoil output (1600 Hz)	1 mA/m field	-	-
	10 mA/m field	-	-
	SPLITS L/R	-	-
Total harmonic distortion (Input 70 dB SPL)	500 Hz	2.0 %	1.0 %
	800 Hz	2.5 %	1.0 %
	1600 Hz	1.5 %	2.0 %
Equivalent input noise level (A)	Omni	21 dB SPL	19 dB SPL
	Dir	-	-
Battery consumption	Quiescent	0.8 mA	0.8 mA
	Typical	0.8 mA	0.8 mA

Battery life*	Calculated	100 hours
(Size 10, IEC PR70)		
IRIL (IEC 60118-13)	GSM/DECT	-28/-33 dB SPL

*) Based on the standardised battery consumption measurement. The actual battery life depends on battery quality, use pattern, active feature set, hearing loss and sound environment



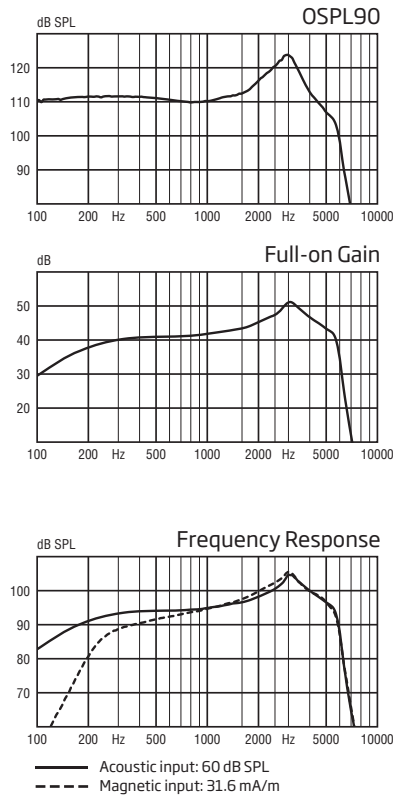
Scale 1:1

Technical Information

All measurements are made on instruments with NoWax protection. Omnidirectional mode is used unless otherwise stated.

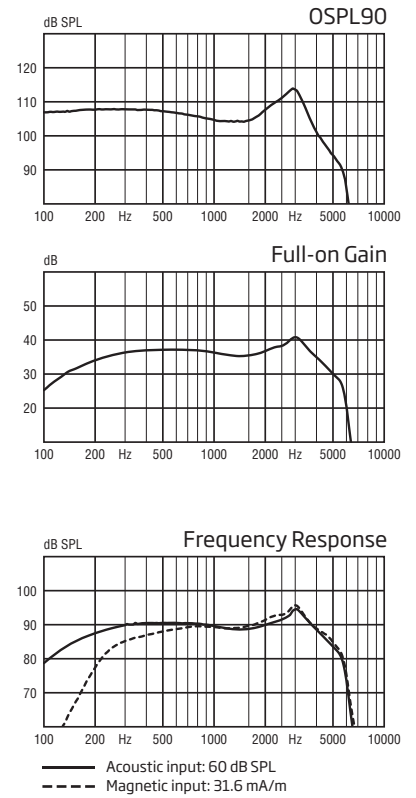
EAR SIMULATOR

Measured according to IEC 60118-0 (1983) and 60711 (1981) and DIN 45605.



2CC COUPLER

Measured according to ANSI S3.22 (2003) and S3.7 (1995), IEC 60118-7 (2005) and IEC 60318-5 (2006).



OSPL90	Peak	123 dB SPL	113 dB SPL
	1600 Hz	113 dB SPL	105 dB SPL
	Average	112 dB SPL	107 dB SPL
Full-on gain	Peak	51 dB	41 dB
	1600 Hz	43 dB	35 dB
	Average	43 dB	37 dB
Frequency range		100-6200 Hz	100-6150 Hz
Telecoil output (1600 Hz)	1 mA/m field	74 dB SPL	-
	10 mA/m field	94 dB SPL	-
	SPLITS L/R	-	87/87 dB SPL
Total harmonic distortion (Input 70 dB SPL)	500 Hz	0.8 %	0.6 %
	800 Hz	1.0 %	0.6 %
	1600 Hz	1.0 %	0.6 %
Equivalent input noise level (A)	Omni	19 dB SPL	17 dB SPL
	Dir	28 dB SPL	26 dB SPL
Battery consumption	Quiescent	0.9 mA	0.9 mA
	Typical	1.0 mA	1.0 mA

Battery life* Calculated 117 hours

(Size 312, IEC PR41)

IRIL (IEC 60118-13) GSM/DECT -38/-17 dB SPL

*) Based on the standardised battery consumption measurement. The actual battery life depends on battery quality, use pattern, active feature set, hearing loss and sound environment



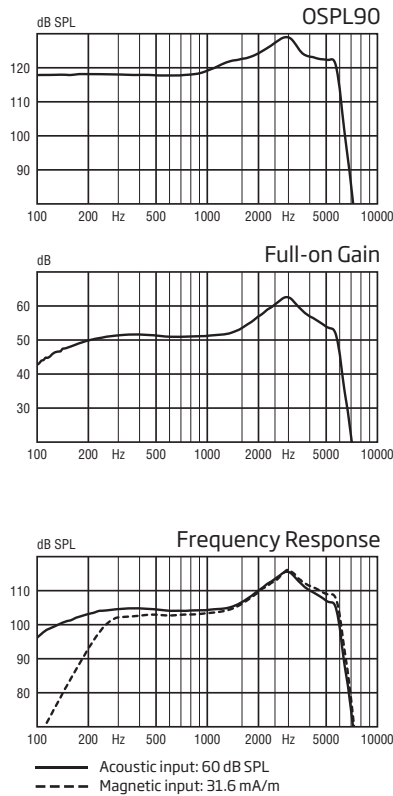
Scale 1:1

Technical Information

All measurements are made on instruments with NoWax protection. Omnidirectional mode is used unless otherwise stated.

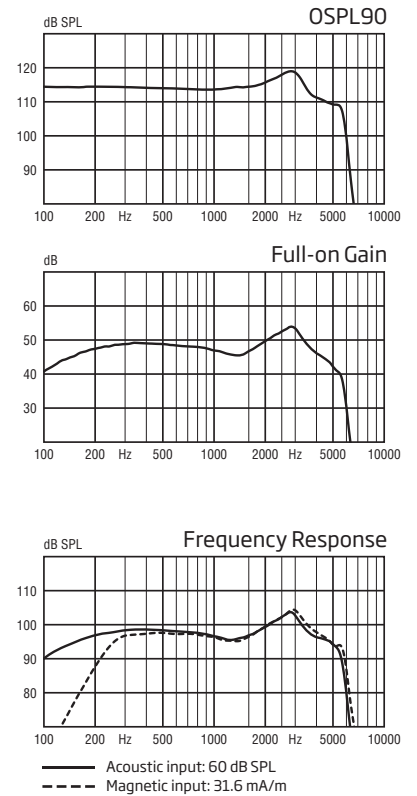
EAR SIMULATOR

Measured according to IEC 60118-0 (1983) and 60711 (1981) and DIN 45605.



2CC COUPLER

Measured according to ANSI S3.22 (2003) and S3.7 (1995), IEC 60118-7 (2005) and IEC 60318-5 (2006).



OSPL90	Peak	129 dB SPL	119 dB SPL
	1600 Hz	122 dB SPL	114 dB SPL
	Average	120 dB SPL	115 dB SPL
Full-on gain	Peak	62 dB	54 dB
	1600 Hz	54 dB	46 dB
	Average	53 dB	49 dB
Frequency range		100-6300 Hz	100-6050 Hz
Telecoil output (1600 Hz)	1 mA/m field	84 dB SPL	-
	10 mA/m field	104 dB SPL	-
	SPLITS L/R	-	95/95 dB SPL
Total harmonic distortion (Input 70 dB SPL)	500 Hz	2.0 %	1.0 %
	800 Hz	2.0 %	1.0 %
	1600 Hz	2.0 %	1.0 %
Equivalent input noise level (A)	Omni	23 dB SPL	19 dB SPL
	Dir	-	-
Battery consumption	Quiescent	0.8 mA	1.0 mA
	Typical	0.8 mA	1.0 mA

Battery life* Calculated 175 hours

(Size 312, IEC PR41)

IRIL (IEC 60118-13) GSM/DECT -44/-17 dB SPL

*) Based on the standardised battery consumption measurement. The actual battery life depends on battery quality, use pattern, active feature set, hearing loss and sound environment



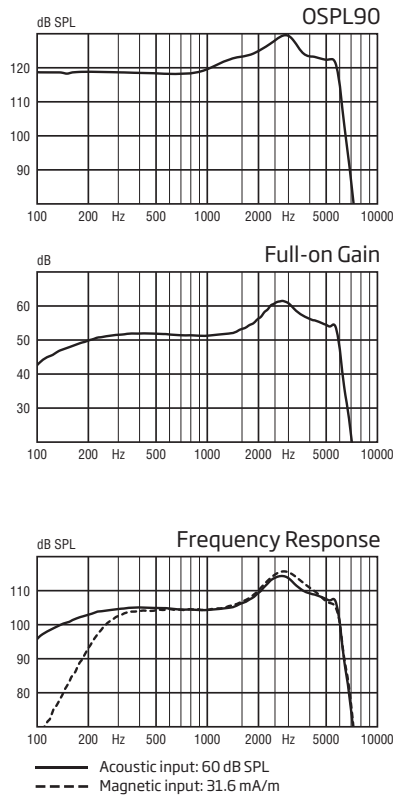
Scale 1:1

Technical Information

All measurements are made on instruments with NoWax protection. Omnidirectional mode is used unless otherwise stated.

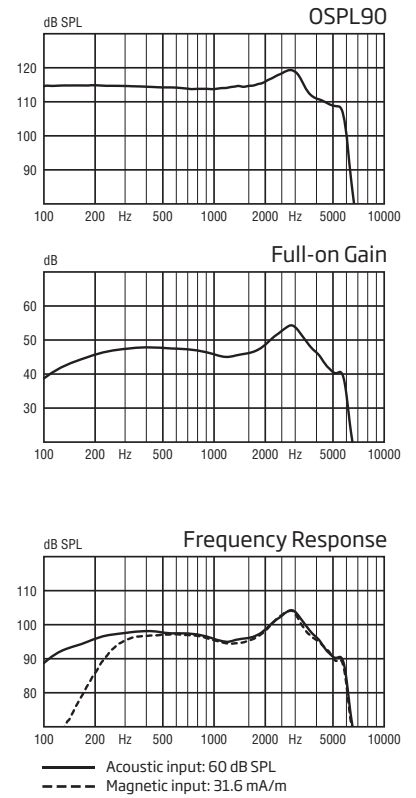
EAR SIMULATOR

Measured according to IEC 60118-0 (1983) and 60711 (1981) and DIN 45605.



2CC COUPLER

Measured according to ANSI S3.22 (2003) and S3.7 (1995), IEC 60118-7 (2005) and IEC 60318-5 (2006).



OSPL90	Peak	130 dB SPL	120 dB SPL
	1600 Hz	123 dB SPL	114 dB SPL
	Average	121 dB SPL	115 dB SPL
Full-on gain	Peak	62 dB	54 dB
	1600 Hz	54 dB	46 dB
	Average	53 dB	49 dB
Frequency range		100-6300 Hz	100-6200 Hz
Telecoil output (1600 Hz)	1 mA/m field	84 dB SPL	-
	10 mA/m field	104 dB SPL	-
	SPLITS L/R	-	95/95 dB SPL
Total harmonic distortion (Input 70 dB SPL)	500 Hz	2.5 %	1.0 %
	800 Hz	2.5 %	1.0 %
	1600 Hz	1.0 %	0.5 %
Equivalent input noise level (A)	Omni	21 dB SPL	17 dB SPL
	Dir	31 dB SPL	28 dB SPL
Battery consumption	Quiescent	1.0 mA	1.1 mA
	Typical	1.0 mA	1.1 mA

Battery life*	Calculated	140 hours
(Size 312, IEC PR41)		
IRIL (IEC 60118-13)	GSM/DECT	-45/-23 dB SPL

*) Based on the standardised battery consumption measurement. The actual battery life depends on battery quality, use pattern, active feature set, hearing loss and sound environment



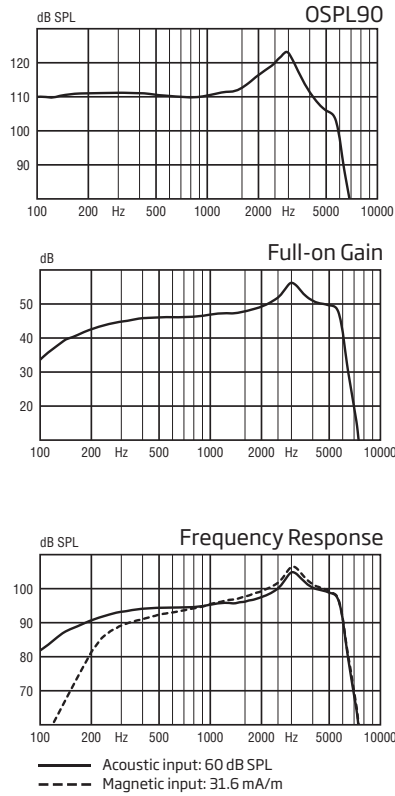
Scale 1:1

Technical Information

All measurements are made on instruments with NoWax protection. Omnidirectional mode is used unless otherwise stated.

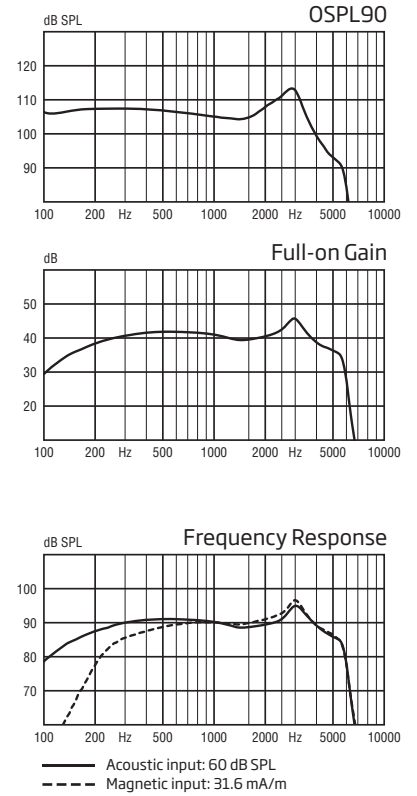
EAR SIMULATOR

Measured according to IEC 60118-0 (1983) and 60711 (1981) and DIN 45605.



2CC COUPLER

Measured according to ANSI S3.22 (2003) and S3.7 (1995), IEC 60118-7 (2005) and IEC 60318-5 (2006).



OSPL90	Peak	123 dB SPL	113 dB SPL
	1600 Hz	113 dB SPL	105 dB SPL
	Average	112 dB SPL	107 dB SPL
Full-on gain	Peak	56 dB	46 dB
	1600 Hz	48 dB	40 dB
	Average	47 dB	41 dB
Frequency range		100-6300 Hz	100-6200 Hz
Telecoil output (1600 Hz)	1 mA/m field	79 dB SPL	-
	10 mA/m field	99 dB SPL	-
	SPLITS L/R	-	87/87 dB SPL
Total harmonic distortion (Input 70 dB SPL)	500 Hz	0.7 %	0.5 %
	800 Hz	0.8 %	0.4 %
	1600 Hz	0.7 %	0.4 %
Equivalent input noise level (A)	Omni	20 dB SPL	17 dB SPL
	Dir	27 dB SPL	25 dB SPL
Battery consumption	Quiescent	1.1 mA	1.2 mA
	Typical	1.2 mA	1.3 mA

Battery life*	Calculated	117 hours
(Size 312, IEC PR41)		
IRIL (IEC 60118-13)	GSM/DECT	-43/-21 dB SPL

*) Based on the standardised battery consumption measurement. The actual battery life depends on battery quality, use pattern, active feature set, hearing loss and sound environment

People First

People First is our promise to empower people to communicate freely, interact naturally and participate actively.